

Collegio Carlo Alberto



Women's Work, Housework and Childcare, before and during COVID-19

Daniela Del Boca, Noemi Oggero, Paola Profeta, Maria Cristina
Rossi

No. 613
June 2020

Carlo Alberto Notebooks

www.carloalberto.org/research/working-papers

Women's Work, Housework and Childcare, before and during COVID-19

Daniela Del Boca^a, Noemi Oggero^b, Paola Profeta^c, Maria Cristina Rossi^d
This draft: June 24, 2020

Abstract

Evidence from past economic crises indicates that recessions often affect men's and women's employment differently, with a greater impact on male-dominated sectors. The current COVID-19 crisis presents novel characteristics that have affected economic, health and social phenomena over wide swaths of the economy. Social distancing measures to combat the spread of the virus, such as working from home and school closures, have placed an additional tremendous burden on families.

Using new survey data collected in April 2020 from a representative sample of Italian women, we analyse jointly the effect of COVID-19 on the working arrangements, housework and childcare of couples where both partners work. Our results show that most of the additional workload associated to COVID-19 falls on women while childcare activities are more equally shared within the couple than housework activities.

According to our empirical estimates, changes to the amount of housework done by women during the emergency do not seem to depend on their partners' working arrangements. With the exception of those continuing to work at their usual place of work, all of the women surveyed spend more time on housework than before. In contrast, the amount of time men devote to housework does depend on their partners' working arrangements: men whose partners continue to work at their usual workplace spend more time on housework than before. The link between time devoted to childcare and working arrangements is more symmetric, with both women and men spending less time with their children if they continue to work away from home. For home schooling, too, parents who continue to go to their usual workplace after the lockdown are less likely to spend greater amounts of time with their children than before. Similar results emerge for our sample of women not working before the emergency. Finally, analysis of work-life balance satisfaction shows that working women with children aged 0-5 are those who say they find balancing work and family more difficult during COVID-19. The work-life balance is especially difficult to achieve for those with partners who continue to work outside the home during the emergency.

Keywords: COVID-19, Work arrangements, Housework, Childcare

J.E.L: J13, J16, J21

This research was supported by funding from Programma europeo REC – Rights, Equality and Citizenship (Grant Agreement number: 820763) and coordinated by the *Dipartimento per le Pari Opportunità della Presidenza del Consiglio dei Ministri* and Collegio Carlo Alberto.

^a Professor, University of Turin and Collegio Carlo Alberto

^b Post-doctoral researcher, University of Turin and CeRP, Collegio Carlo Alberto

^c Professor, Bocconi University

^d Professor, University of Turin and Collegio Carlo Alberto

1. Introduction

The COVID-19 pandemic has affected the lives of hundreds of thousands of people around the world. Italy has experienced the worst outbreak in Europe, especially in the north (see Figure 1). Italy was the first European country to report people infected with the novel Coronavirus and one of the countries with the highest number of cases (Figure 2). At the beginning of March 2020, the Italian government imposed drastic measures to contain the growing epidemic: a lockdown on activities and public services, regulations prohibiting all movement by individuals unless for justified for work, health or other urgent necessities, school closures (as of February 25th), and required social distancing of at least one meter between individuals.¹ While these measures have largely stemmed the spread of the virus, they have also had a huge impact on male and female labour market participation (see Barbieri, Basso and Scicchitano, 2020; Casarico and Lattanzio, 2020; Centra, Filippi and Quaranta, 2020) and in inequality (Galasso, 2020). We expect them to have substantially affected housework and childcare, too.

[Figures 1 and 2 here]

Evidence from past economic crises suggests that recessions often affect men's and women's employment differently, with a greater negative effect on men (Rubery and Rafferty, 2013; Hoynes, Miller and Schaller, 2012). As a consequence of the 2008 financial crisis, for instance, job losses were much greater in male-dominated sectors of the economy (notably construction and manufacturing), while women's working hours actually increased. As reported in very recent studies (Hupkau and Petrongolo, 2020, Alon et al., 2020), the current recession is instead likely to have a similar impact on male and female employment, since the social measures taken have affected sectors where both genders are employed (ILO, 2020).

In fact, the current COVID-19 crisis is not just an economic crisis, but a health and social one, too. The labour market is just one dimension of human work. COVID-19 is also expected to have major consequences on family work, due to increased housework and childcare resulting from the closing of schools and nurseries. Many women are already struggling to make it to work at all, given the need for at least one parent to stay home and mind the children (Queisser, Adema and Clarke, 2020). Preliminary evidence from Spain (Farré and Gonzalez, 2020) and from the UK (Sevilla and Smith, 2020) show that there has been a shift towards a more equal distribution of household and childcare between men and women, but most of the extra work caused by the crisis has fallen on women.

We focus on Italy and investigate jointly the effect of COVID-19 on work, housework and childcare arrangements of working women and their male partners.

¹ For further details see:

<http://www.protezionecivile.gov.it/documents/20182/1227694/Summary+of+measures+taken+against+the+spread+of+C-19/c16459ad-4e52-4e90-90f3-c6a2b30c17eb>

The Italian context is particularly interesting, not only because of the particularly strict lockdown measures taken to contain the crisis, but also from a gender standpoint. Italy is characterized by both traditionally high gender gaps in the labour market and conservative gender roles, which put most of the burden of housework and childcare on women.² Before the pandemic, a large proportion of grandparents (about 40% according to SHARE data) provided daily childcare. The mandatory implementation of social distancing has substantially reduced the availability of grandparental care, thus increasing the burden on families already caused by school and child-care facility closures. Higher fatality rates among the elderly may also have affected a large number of families living together or close by.³ In this context, we argue that the impact of COVID-19 on family work is related to the time that couples have to spend at home due to the emergency restrictions. Our goal is to understand how and to what extent family roles have changed since COVID-19 forced domestic partners to reorganize their time at home due to the lockdown. Is the increased time spent at home leading to a reallocation of couples' roles in household chores and family care?

To answer this question, we use data on two representative samples of Italian women, working and non-working before the emergency.⁴ The data were collected before and during the emergency, allowing us to compare the number of hours spent at work and on housework and childcare before the emergency (April and July 2019) and the hours spent during the first three months of the emergency (April 2020). We hypothesize different impacts on the division of labour between housework and childcare within the household depending on the working arrangements of women and their partners at the time of the outbreak of COVID-19.

Our empirical analysis shows that the new working arrangements have the potential to further increase women's workload, resulting from both job and household responsibilities. Since we consider women and their partners, differently from analysis conducted in other contexts (Sevilla and Smith, 2020), our data allow us to consider the allocation of housework and childcare within the couple. Our results indicate that men and women have reacted differently to the changing circumstances, with women increasing the amount of time they spend on both the housework and childcare. The only areas where men have started spending more time are in childcare and home schooling; they have not contributed more time to doing the housework. This result is similar to findings reported in other countries, such as the UK (Sevilla and Smith, 2020).

Our results raise concerns about the effect of COVID-19 on women's labour market participation. Current work arrangements may make it even harder for women to participate than for men. More importantly, higher rates of male participation in domestic responsibilities, and particularly in housework, is associated to higher rates of female participation in the labour market as well as to higher fertility rates (Fanelli and

² Comparative data show that when summing work in the labor market and work at home, Italian women not only work more than Italian men, but also more than men and women in most European countries (ISTAT, 2019).

³ <https://www.wsj.com/articles/family-is-italys-great-strength-coronavirus-made-it-deadly-11585058566>

⁴ The survey was administered by Episteme, a professional survey company.

<https://www.carloalberto.org/research/competitive-projects/clear-closing-the-gender-pension-gap-by-increasing-womens-awareness>

Profeta, 2019). Thus, the consequences of COVID-19 on female labour market outcomes risk being amplified by the unequal intrahousehold allocation of extra work (housework and childcare) created by the emergency.

The paper is organized as follows: the next section describes the data and report some relevant statistics, section 3 presents our main analysis and results, section 4 discusses relevant policy implications and section 5 concludes.

2. Data and descriptive statistics

As stated in the Introduction, in order to analyse the impact of COVID-19 measures on households and women, we use a representative sample of 800 Italian women interviewed in April and July 2019 with the purpose of understanding inequalities in women's work, savings and pensions. In April 2020, we repeated the interviews, adding specific questions related to the emergency.

We designed the questionnaire to gather information on changes in the respondents' employment status, hours of work, childcare, income and satisfaction regarding their work and family during the emergency. We also included a set of *ad-hoc* questions regarding the time spent on housework and childcare before and after the COVID-19 outbreak. Women were also asked similar questions about their partners.

Thanks to the level of detail of the questions asked, we were able to identify whether the women and their partners were allowed to continue working at their jobs after the lockdown. Since the interviews were conducted in late April 2020, we are able to observe the effects during the first phase of the emergency. Data from Italy's so-called Phase 2, which started on May 4th, does not confound our estimates. We are poised to capture further changes and possible adjustments in women's labour supply and behaviour during the next wave of infections, provisionally forecast for January 2021.

Our survey was designed to gather data on four main areas that may have been affected by the health emergency: work, housework, childcare and home schooling. Changes in terms of work will be dependent on the respondent's field of occupation, but changes in housework are likely to depend on the partner's field, too.

Table 1 describes the sample used in our empirical analysis: coupled women with both partners working before the emergency (520 observations). The average age in our sample is 44 and almost half (47%) of respondents have a university degree. Fifty-four percent of the female workforce in Italy live in the northern regions, a percentage consistent with data from the Italian National Institute of Statistics. More than two-thirds (67%) of working women have children. If we focus on the sub-sample of women living with a partner and at least one child (350 observations), we see that the average number of children is 1.66. We also have

information on the age range of the offspring, which is important for determining the time spent on childcare and home schooling.

[Table 1 here]

The descriptive statistics give us some preliminary insights. Starting from the job market data in Figure 3, we can see the working arrangements of working women and their partners during the COVID-19 emergency. The first column shows that women are less likely to have kept working in their usual workplace than men: just 23% of women as opposed to 33% of their partners. The second column shows that 44% of working women have kept their jobs by working from home (vs. 30% of men). Women are therefore much more likely to work from home. This increases the likelihood of increasing the overall workload of women, resulting from both their occupation and domestic work. The last column shows that about the same number of women and men have stopped working because of the emergency (33% and 37%).

[Figure 3 here]

Moving to housework, Figure 4 illustrates the amount of housework spent by women and their partners before the emergency. It appears that women spent significantly more time on housework than their partners: almost three quarters (74%) of men devoted less than one hour a day to housework (as opposed to 28% of women).

[Figure 4 here]

The COVID-19 measures adopted over the last two months have massively increased the amount of housework and childcare that must be done. How is this extra burden distributed within the couple? Figure 5 shows the increase in housework and childcare done by working women and their partners during the COVID-19 emergency. While both men and women are spending more time on housework and childcare, the distribution is unequal: with 68% of women spending more time and only 40% of men. The percentages for childcare are 61% and 51%, respectively. Hence, while most of the burden has fallen on women, childcare is more equally shared than housework.

[Figure 5 here]

While these figures provide an initial assessment of how COVID-19 affected the workload of working women and their partners, they also make clear that, in order to assess whether and how COVID-19 changed the intra-family equilibrium of work and family work, we need to jointly investigate the changes in work arrangements, housework and childcare of women and their partners. We therefore set out to analyse how the

division of labour within the household relates to the working arrangements of each of the partners after the lockdown. We show the percentages of men and women doing more housework and more childcare according to these possible combinations in Tables 2 and 3 respectively.

[Tables 2 and 3 here]

Tables 2 and 3 show that both men and women are spending more time on domestic work. This is in line with results from Angelici and Profeta (2020), who report that in normal times, “smart working”⁵ (allowing flexibility in the working hours and location for certain number of hours each week) leads to increased participation of males in domestic work. Interestingly, this increase is seen more in childcare than housework in almost all cases. However, the distribution of the extra work within the couple appears to be highly unbalanced. The extra work is a burden mainly borne by women.

There are some exceptions. Increased participation by men overtakes that of women only when women continue to go to their usual place of work and their partner does not work. However, even under these circumstances, this is true only for childcare (where 54% of partners spend more time on childcare vs. only 31% of women), and not for housework (58% of partners spend more time on housework and 61% of women). When the woman telecommutes and the partner does not work, 60% of both men and women spend more time on childcare. Yet this balance disappears when we consider the amount of time spent on housework: 64% of women and 58% of men increase the amount of housework they do. Another case in which the increased participation of men in housework overtakes that of women is when women continue at their regular place of work and their partners telecommute. In symmetric situations, the distribution of extra work still penalizes women. For example, when both partners work at home, 65% of women increase their housework versus 40% of men. The corresponding percentages for childcare are 77% for women and 60% for men.

3. The Empirical Analysis

In this section, we estimate the determinants of changes in housework, childcare and home schooling during the COVID-19 emergency.

In order to answer our research question about the possible changes to the share of time spent on housework and childcare by the two partners, we estimate a set of multivariate regressions where we use as the

⁵ “Smart-working” is a new organization of work which includes flexibility of location (working from home, but also from another place different from the usual workplace) and flexibility of time (a personalized work schedule). Differently from teleworking, there is no strict control of the supervisor on time and place of work. During the COVID emergency, some form of flexibility was used: many workers worked from home and, in some cases, with some flexibility of time. We do not have detailed information on the specific type of flexibility. Hence, we refer to this arrangement as “working from home”, or “telecommuting”.

dependent variable a dummy taking the value of one if the spouse/partner has spent more time, compared to the pre-COVID situation, on the following activities: household chores, time devoted to childcare, time devoted to home schooling.⁶ We estimate the regressions using linear probability models, but the results are confirmed by probit marginal effects.

In Tables 4, 5 and 6 we show for both the working woman and her partner the determinants of more time devoted to housework, childcare, and home schooling respectively, conditioning on individual and family characteristics. Our sample consists of all coupled women, where both partners were working before the emergency.⁷ In all tables, the first column shows the regression results referring to women, while the second column refers to their partners.

In Table 4, we investigate the factors leading to more housework for working women and their working partners. The results consistently show a constant imbalance in the amount of time spent by men and women. Women spend more time on domestic work no matter where their workplace is, with one exception. The only case in which women are less likely to do more housework during the emergency is when they continue to work at their usual workplace. However, there is no difference in the increased amount of housework between women who keep working from home and those who are not working because of the emergency. Thus, women working remotely have to bear the workload of both their job and domestic responsibilities.

Conversely, when looking at their partners in the second column of Table 4, we notice that both men working at their usual workplace and those working from home are less likely to increase the number of hours spent on household chores than men not working because of the emergency. Moreover, while women's housework is not affected by their partners' working arrangement during the emergency, the opposite holds for men. In fact, men are more likely to spend additional time on chores when their partners are working. Finally, we notice that the partners of older women are less likely to increase the amount of housework they do.

[Table 4 here]

Interestingly, this asymmetry is apparent only when housework is considered. Turning to childcare, the results on the additional time devoted to children are symmetric when either the woman or her partner works outside the home, as shown in Table 5. Indeed, the only case in which both women and men are less likely to spend more time on childcare is when they work at their usual workplace. The partner's working arrangement affects neither the mother's nor the father's childcare. One predictor of the time spent on taking care of the children is educational attainment: couples in which the mother holds a university degree are

⁶ In particular, the dummy is equal to one if the respondent answers "More than before" to the questions "Compared to the pre-emergency period, how did the time you/your partner devoted to chores/childcare/home schooling change?"

⁷ We hence exclude households where the woman is not living with a partner and households where the partner is not working.

more likely to devote time to their children, even after controlling for other factors such as their working arrangements. Another predictor of higher child-related workload is the age of the children: children younger than 10 years old require more time from both working mothers and fathers.

[Table 5 here]

The shutting down of schools, at any level, is likely to increase the amount of household work for parents. Many parents are squeezing in jobs or work-related tasks while also having to take on the responsibility for home schooling their children. Recent empirical evidence has shown that school closures and cancellations of exams are likely to have detrimental effects on children's education as well as being a burden on their parents (Moroni, Nicoletti and Tominey, 2020). According to Sevilla and Smith (2020), the difference between the share of childcare done by women and the share done by men for the additional post-COVID19 hours of childcare is smaller than that for the allocation of pre-COVID19, and the allocation has become more equal in households where men telecommute or where they have lost their jobs.

We look more closely at the question of childcare by analysing the time devoted to children's home schooling. In Table 6, we again see that mothers holding a University degree and their partners spend more time on their children's education. Hence, education translates into additional effort devoted to the care of children, including the amount of time spent on their children's homework. This has the potential to sharpen educational differences among children due to family background. It is worth noting that individuals with higher educations are more likely to devote more time to their children (childcare and home schooling) while they do not significantly change their time devoted to household chores.

The age of children matters in determining the amount of effort devoted to them: one additional child in primary school age more than doubles the probability of devoting more time to home schooling than children in lower secondary school. The number of children below primary school age, instead, does not affect the probability of spending more time on home schooling. This evidence also holds for older children in upper secondary school.

For home schooling, too, parents who continue to work at their usual workplace despite the emergency are less likely to spend more time with their children, while partners' working arrangements have no influence on the number of hours an individual spends with her/his children. Unsurprisingly, primary school aged children are more demanding: both partners spend more time helping primary school children with their homework. However, the increase in time devoted to children is always greater for women than for men. Again, our estimates show larger increases in time spent by women on childcare. Women spend more time on their primary-school age children, while their partners do not. For children over 15, the probability of devoting extra time is actually lower for male partners (Tables 5 and 6).

[Table 6 here]

We conduct a comparable analysis on our representative sample of households where women were not working before the emergency, and similar results emerge (Table 7). When looking at housework in the second column of Table 7, the estimates confirm that both men working at their usual workplace and those working from home are less likely to increase the number of hours spent on household chores with respect to men not working because of the emergency. Similarly, partners are less likely to spend more hours in childcare when they work at the usual place, while this relation does not hold when looking at home schooling. Our estimates on non-working women also confirm that the age of children matters in determining the amount of time devoted to them: one additional child aged 6-10 raises the probability of devoting more time to home schooling, with a twofold increase for non-working mothers with respect to working fathers.

[Table 7 here]

Finally, we investigate the factors that are making working women's work-life balance more difficult to achieve during the emergency. In particular, we use as a dependent variable a dummy taking the value of one if the respondent reported that work and life balance was more difficult for them.⁸ Unsurprisingly, in the first column of Table 8, we can observe that those still working are those most likely to report an excessive workload from their job. Interestingly, the second column of Table 8 shows that working women with children age 0-5 are those most likely to report excessive domestic responsibilities. The work-life balance is especially difficult to achieve when the partner continues working outside of the home during the emergency. Also, older working women find the domestic work harder than their younger counterparts, even after controlling for the age of the children.

[Table 8 here]

4. Policy implications

Are policy measures to contain COVID-19 gender neutral? Our results help understand important policy implications on the gender balance in the household.

The decision about work arrangements of different types of jobs has affected men and women differently, not only in terms of health exposure to the virus, but also because they have a significant impact on the amount of housework and childcare and its allocation within the couple. This in turn has potential substantial consequences on gender equality, as they challenge female participation to the labor force.

⁸ The dummy variable takes the value of one if the respondent's answer is "to some extent" or "very much" to the questions "To what extent does an excessive amount of work/housework make it more difficult to balance work and family?"

Our results also suggest that specific policy interventions introduced to face the emergency of COVID-19 may have important, perhaps neglected, indirect effects. The Italian government has introduced, among other measures, two policy interventions towards families and their work-life balance: an additional time period of parental leave and a babysitter voucher. Starting from the extra parental leave, according to the most recent data from the Italian National Social Security (INPS), 76% of the requests come from women, of which 58% are in the age between 35 and 44, i.e., when women are likely to experience the highest pressure from work and family duties. The numbers are very similar across Italian regions. While it is true that leaves are a necessary and desirable relief for many families facing the sudden shock of COVID-19 and the related containment measures, this gender difference raises some concerns. In fact, if women are the main (or only) beneficiaries of leaves, this policy will translate into a higher workload at home for women, not shared within the couple, and may ultimately compromise their return to work. How to target leaves to men or make the leave equally attractive for men and women workers and for firms when dealing with male and female employees is a difficult, though necessary policy change.

The baby-sitter voucher, which will be extended to childcare centers as soon as they re-open, also represents a key policy for families with young children. Italian families resort little to care external to the family, because of its high cost and because of cultural stereotypes against the use of formal childcare for children aged 0-3. However, the literature (e.g., Del Boca, Monfardini, and See, 2018) suggests that formal childcare has positive effects on children's future learning and social skills and it is positively related to maternal employment. Hence, subsidizing childcare is expected to bring positive consequences on gender balance.

Critical determinants of both the prevalent use of leaves by women and the scarce use of formal childcare are the well-established gender stereotypes and cultural bias, which, as our analysis suggests, resist also the COVID-19 pandemic and the related changes of work arrangements. Thus, our results also suggest that these policies cannot be effective without a neutral and scientific information on their beneficial effects, for example on the benefit of attending formal childcare for children.

Additional gender effects may arise from policy related to the educational system, mainly schools. Clearly, the decision about opening schools or not depends on health risks. However, our data show that the closure of schools critically increases childcare for parents in such a way which disproportionately affects women and which is likely unsustainable after the first months of emergency. The extent to which countries value gender equality and how much effort they are exerting in plans to re-open schools as soon as possible, seem, not surprisingly, going hand to hand.

Finally, working from home may also have important consequences on gender gaps. On one side, an appropriate flexibility is desirable for better work-life balance of both men and women. We have also highlighted the advantages of working from home, which may generate a better sharing of family work within the couple. On the other side, however, if this becomes a female-dominated option, with men mostly working at the workplace and women working from home, our results suggest a critical increase of

unbalanced family work with most of the work borne by women. Thus, an appropriate regulatory framework for this measure is required, to ensure a symmetric use by men and women. Similarly, rules should be established to the right of disconnecting, which risks otherwise to disproportionately affect women.

5. Conclusions

While very recent studies have investigated the consequences of the COVID-19 outbreak on either female employment or housework or childcare separately, this is the first study that investigates them jointly. Our results show that changes in these activities are interrelated and also depend on partners' working arrangements during the emergency. Moreover, this is the first study which focuses on couples rather than on men and women separately, and thus appropriately addresses the allocation of duties within the family.

We show that the current crisis further increased the workload of women, resulting from both their occupation and the housework. In contrast with men, there is no difference in the increase of housework between women who telecommute and those who do not work because of the emergency. Compared to their partners, working women bear the brunt of the increased time needed for household chores and childcare. Men are more likely to be spending more time with the children, hence in more gratifying family work rather than chores. This result has important implications on female contributions to the economy, since greater male participation in housework would encourage women's participation in the labour market.

We also shed light on a specific and crucial component of childcare: home schooling. The closure of schools has imposed a massive burden on parents, and especially on working parents. However, not all parents look after their children in the same way. While other studies have mentioned that men who telecommute are more likely to deal with childcare, and more educated people are more likely to telecommute, our unique data set allowed us to disentangle the effect of working from home from that of parents' education on childcare. In particular, we show that mothers holding a degree and their partners spend much more time on their children's education, even after controlling for their work arrangements. This has the potential to exacerbate educational differences among children due to their family background, as early education has a significant impact on child development. Thus, the long interruption due to the lockdown is likely to affect children's outcomes later in life. We will analyse this outcome in future studies.

Finally, we identify the groups that are most vulnerable and most aware of the difficult work-family balance. We show that working women with young children, especially those aged 0-5, are those particularly affected, by bearing the excess burden to a higher extent. For women, the work-life balance is especially difficult to achieve when their partners keep working outside of the home during the emergency.

These results may have long-term implications, and implications that are potentially negative for women, especially if both the labour market crisis and school closures persist. There are also, however, some

positive implications, if it means that couples are taking the opportunity of the crisis to share the burden of childcare more equally.

References

- Alon, T.M., M. Doepke, J. Olmstead-Rumsey, and M. Tertilt (2020). “The impact of COVID-19 on gender equality.” NBER Working Paper No. 26947.
- Angelici, M., and P. Profeta (2020). “Smart-working: work flexibility without constraints.” Working Paper No. 137 Dondena Research Centre, Bocconi University.
- Barbieri, T., G. Basso, and S. Scicchitano (2020). “Italian workers at risk during the Covid-19 epidemic.” INAPP Working Paper No. 46.
- Casarico, A., and S. Lattanzio (2020). “Nella “fase 2” a casa giovani e donne.” Lavoce.info. <https://www.lavoce.info/archives/66106/nella-fase-2-a-casa-giovani-e-donne/>
- Centra, M., M., Filippi, and R. Quaranta (2020). “Covid-19: misure di contenimento dell’epidemia e impatto sull’occupazione.” INAPP Policy Brief No. 17.
- Del Boca, D., C. Monfardini, and S. G. See (2018). “Government Education Expenditures, Pre-Primary Education and School Performance: A Cross-Country Analysis.” IZA Discussion Paper No. 11375, Institute of Labor Economics (IZA).
- Fanelli, E., and P. Profeta (2019). “Fathers’ involvement in the family, fertility and maternal employment: Evidence from Central and Eastern Europe.” Working Paper No. 131 Dondena Research Centre, Bocconi University.
- Farré, L., and L. González (2020). “¿Quién Se Encarga de Las Tareas Domésticas Durante El Confinamiento? Covid-19, Mercado de Trabajo Y Uso Del Tiempo En El Hogar.” Nada Es Gratis. April 23, 2020. <https://nadaesgratis.es/admin/quien-se-encarga-de-las-tareas-domesticas>
- Galasso, V. (2020). “Labour market inequalities.” CEPR VoxEu.org, May.
- Hoynes, H., D. Miller, and J. Schaller (2012). “Who Suffers During Recessions?” *Journal of Economic Perspectives* 26(3): 27-48.
- Hupkau C., and B. Petrongolo (2020) “COVID-19 and the gender gaps: Latest evidence and lessons from the UK.” CEPR VoxEu.org, April.
- ILO (2020). ILO Monitor: COVID-19 and the world of work. Second edition.
- ISTAT (2019). I tempi della vita quotidiana. Lavoro, conciliazione, parità di genere e benessere soggettivo.
- OECD (2020). Women at the core of the fight against COVID-19 crisis.

- Moroni G., C. Nicoletti, and E. Tominey (2020). "Children's socio-emotional skills and the home environment during the COVID-19 crisis." CEPR VoxEu.org, April.
- Queisser, M., W. Adema, and C. Clarke (2020). "COVID-19, employment and women in OECD countries." CEPR VoxEu.org, April.
- Jessen J., and S. Waights (2020). "COVID-19 day care centre closures and parental time use." CEPR VoxEu.org, April.
- Rubery, J., and A. Rafferty (2013). "Women and recession revisited." *Work, Employment and Society* 27(3), 414-432.
- Sevilla A., and S. Smith (2020). "Baby steps: The Gender Division of childcare after COVID19." CEPR Discussion Paper No. 14804.

Table 1. Descriptive statistics. Women

	<i>Mean</i>	<i>Std. Dev.</i>	<i>Min</i>	<i>Max</i>	<i>N</i>
Age	43.88	9.21	26	64	520
Having a degree	0.47	0.50	0	1	520
North	0.54	0.50	0	1	520
Centre	0.20	0.40	0	1	520
Having children	0.67	0.47	0	1	520
Number of children	1.66	0.74	1	7	350
Number of children age 0-5	0.36	0.59	0	3	350
Number of children age 6-10	0.37	0.53	0	2	350
Number of children age 11-14	0.25	0.47	0	2	350
Number of children age ≥ 15	0.68	0.89	0	5	350

Table 2. Percentage of men and women doing more housework during the COVID-19 emergency by working arrangement.

	Partners working at the usual workplace	Partners working from home	Partners not working because of the emergency
Women working at the usual workplace	Women 49% Partners 28%	Women 40% Partners 55%	Women 61% Partners 58%
Women working from home	Women 78% Partners 28%	Women 65% Partners 40%	Women 64% Partners 58%
Women not working because of the emergency	Women 82% Partners 22%	Women 81% Partners 24%	Women 74% Partners 47%

Note: The sample is made up of coupled women where both partners were working before the emergency (N=520).

Table 3. Percentage of men and women spending more hours on childcare during the COVID-19 emergency by working arrangement.

	Partners working at the usual workplace	Partners working from home	Partners not working because of the emergency
Women working at the usual workplace	Women 45% Partners 40%	Women 45% Partners 36%	Women 31% Partners 54%
Women working from home	Women 54% Partners 37%	Women 77% Partners 60%	Women 60% Partners 60%
Women not working because of the emergency	Women 70% Partners 38%	Women 68% Partners 63%	Women 71% Partners 59%

Note: The sample is made up of coupled women where both partners were working before the emergency (N=350).

Table 4. Multivariate regression model of doing more housework during the COVID-19 emergency.

	(1) Women doing more housework	(2) Partners doing more housework
Age	0.001 (0.002)	-0.007*** (0.002)
Having a University degree	0.014 (0.042)	0.045 (0.044)
Having children	0.059 (0.044)	0.043 (0.045)
Woman working at the usual workplace	-0.283*** (0.057)	0.130** (0.059)
Woman working from home	-0.073 (0.049)	0.104** (0.051)
Partner working at the usual workplace	0.062 (0.050)	-0.284*** (0.052)
Partner working from home	-0.004 (0.054)	-0.175*** (0.056)
North	0.042 (0.048)	0.041 (0.050)
Centre	0.112* (0.060)	-0.007 (0.062)
Constant	0.612*** (0.114)	0.688*** (0.119)
Observations	520	520
R-squared	0.056	0.078

Note: Coefficient estimates from OLS regressions. The sample is made up of coupled women where both partners were working before the emergency. Standard errors in parentheses. *** $p < 0.01$, ** $p < 0.05$, * $p < 0.1$

Table 5. Multivariate regression model of spending more hours in childcare during the COVID-19 emergency.

	(1) Women spending more hours in childcare	(2) Partners spending more hours in childcare
Age	-0.003 (0.004)	0.005 (0.004)
Having a degree	0.113** (0.052)	0.158*** (0.053)
Number of children age 0-5	0.081 (0.057)	0.161*** (0.058)
Number of children age 6-10	0.168*** (0.054)	0.090 (0.055)
Number of children age 11-14	0.092 (0.058)	0.050 (0.060)
Number of children age ≥ 15	0.016 (0.038)	-0.105*** (0.039)
Woman working at the usual workplace	-0.270*** (0.069)	0.018 (0.070)
Woman working from home	-0.066 (0.061)	0.018 (0.063)
Partner working at the usual workplace	-0.000 (0.060)	-0.215*** (0.061)
Partner working from home	0.065 (0.067)	-0.075 (0.069)
North	0.003 (0.058)	-0.015 (0.059)
Centre	0.082 (0.073)	-0.026 (0.074)
Constant	0.638*** (0.186)	0.275 (0.191)
Observations	350	350
R-squared	0.147	0.160

Note: Coefficient estimates from OLS regressions. The sample is made up of coupled women where both partners were working before the emergency. Standard errors in parentheses. *** $p < 0.01$, ** $p < 0.05$, * $p < 0.1$

Table 6. Multivariate regression model of spending more hours in home schooling during the COVID-19 emergency.

	(1) Women doing more home schooling	(2) Partners doing more home schooling
Age	0.004 (0.004)	0.002 (0.004)
Having a degree	0.090* (0.053)	0.136** (0.053)
Number of children age 0-5	0.092 (0.058)	0.068 (0.058)
Number of children age 6-10	0.296*** (0.055)	0.161*** (0.055)
Number of children age 11-14	0.122** (0.060)	0.034 (0.059)
Number of children age ≥ 15	-0.031 (0.039)	-0.071* (0.039)
Woman working at the usual workplace	-0.123* (0.070)	0.047 (0.070)
Woman working from home	-0.098 (0.063)	0.024 (0.062)
Partner working at the usual workplace	-0.011 (0.061)	-0.191*** (0.061)
Partner working from home	0.062 (0.069)	-0.106 (0.069)
North	-0.038 (0.059)	0.024 (0.059)
Centre	-0.021 (0.074)	0.022 (0.074)
Constant	0.206 (0.191)	0.250 (0.190)
Observations	350	350
R-squared	0.160	0.122

Note: Coefficient estimates from OLS regressions. The sample is made up of coupled women where both partners were working before the emergency. Standard errors in parentheses. *** $p < 0.01$, ** $p < 0.05$, * $p < 0.1$

Table 7. Multivariate regression model of doing more housework, spending more hours in childcare and spending more hours in home schooling during the COVID-19 emergency, for women who were not working before the emergency.

	(1) Women doing more housework	(2) Partners doing more housework	(3) Women spending more hours in childcare	(4) Partners spending more hours in childcare	(5) Women doing more home schooling	(6) Partners doing more home schooling
Age	-0.001 (0.003)	-0.004 (0.002)	-0.001 (0.005)	-0.009** (0.005)	-0.008* (0.004)	-0.005 (0.004)
Having a degree	-0.009 (0.072)	-0.008 (0.066)	0.110 (0.079)	0.078 (0.076)	0.042 (0.071)	-0.075 (0.065)
Having children	0.148** (0.062)	0.008 (0.057)				
Number of children age 0-5			-0.010 (0.074)	-0.041 (0.072)	0.097 (0.067)	0.010 (0.062)
Number of children age 6-10			0.287*** (0.062)	0.191*** (0.060)	0.388*** (0.056)	0.167*** (0.051)
Number of children age 11-14			0.096 (0.066)	-0.038 (0.064)	0.129** (0.060)	0.014 (0.055)
Number of children age ≥ 15			0.001 (0.046)	-0.018 (0.044)	0.017 (0.041)	-0.000 (0.038)
Partner working at the usual workplace	-0.095 (0.058)	-0.263*** (0.053)	-0.014 (0.063)	-0.219*** (0.061)	0.020 (0.057)	-0.020 (0.052)
Partner working from home	-0.116* (0.068)	-0.144** (0.062)	-0.040 (0.075)	-0.073 (0.073)	-0.068 (0.067)	0.070 (0.062)
North	-0.068 (0.057)	0.082 (0.053)	-0.062 (0.061)	0.089 (0.060)	-0.038 (0.055)	0.020 (0.051)
Centre	-0.018 (0.072)	0.078 (0.066)	0.066 (0.079)	-0.013 (0.077)	-0.012 (0.071)	-0.097 (0.065)
Constant	0.525*** (0.147)	0.577*** (0.135)	0.449* (0.240)	0.858*** (0.233)	0.614*** (0.216)	0.395** (0.198)
Observations	381	381	298	298	298	298
R-squared	0.031	0.075	0.132	0.152	0.285	0.101

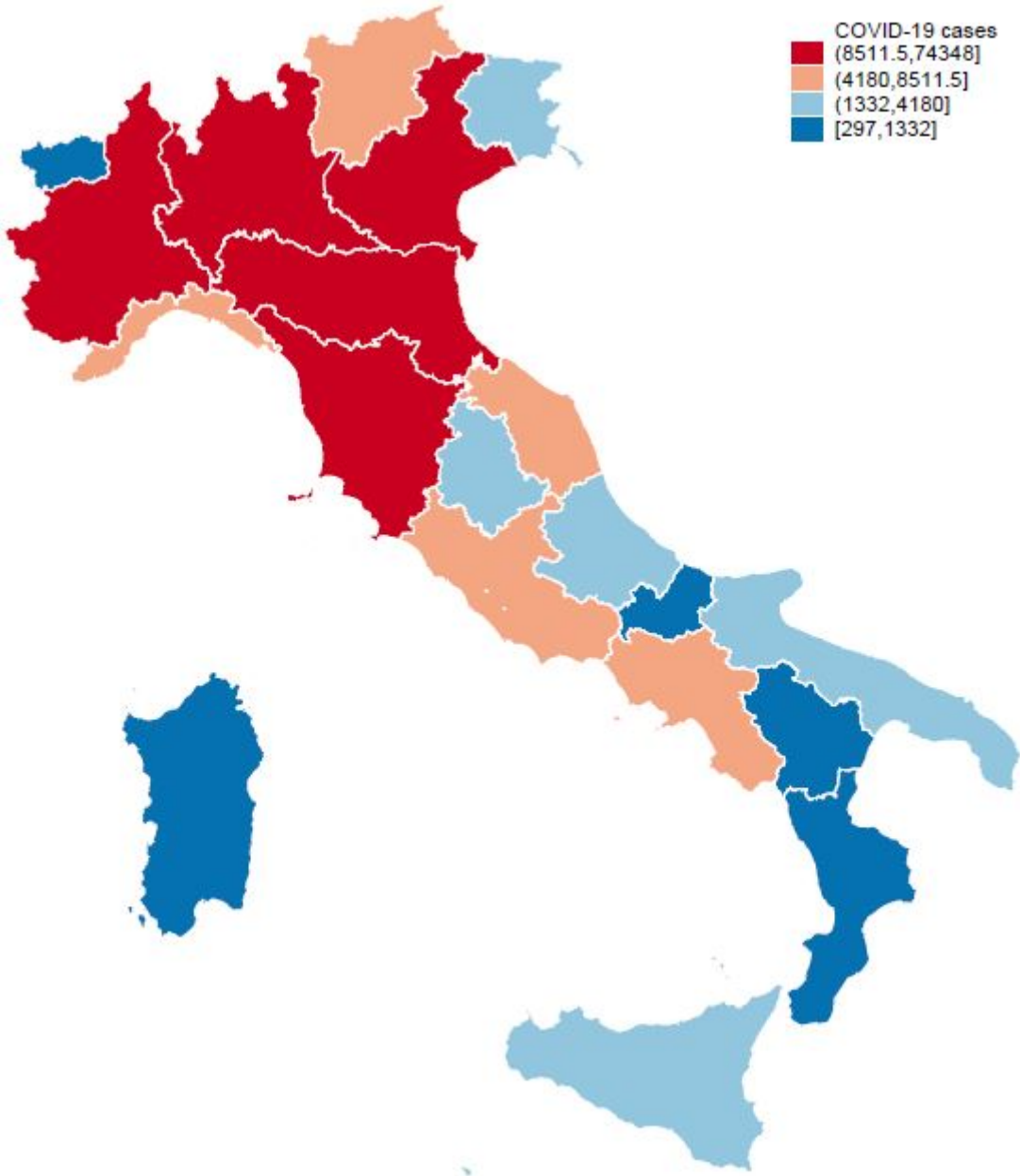
Note: Coefficient estimates from OLS regressions. The sample is made up of coupled women where partners were working before the emergency. Standard errors in parentheses. *** p<0.01, ** p<0.05, * p<0.1

Table 8. Multivariate regression model of reporting that “an excessive amount of work/housework made it more difficult to balance work and family” during the COVID-19 emergency.

	(1) Work	(2) Housework
Age	-0.002 (0.004)	0.009** (0.004)
Having a degree	0.069 (0.055)	0.045 (0.056)
Number of children age 0-5	0.055 (0.059)	0.176*** (0.060)
Number of children age 6-10	0.068 (0.057)	0.088 (0.058)
Number of children age 11-14	-0.029 (0.061)	0.060 (0.062)
Number of children age ≥ 15	-0.049 (0.040)	-0.079* (0.041)
Woman working at the usual workplace	0.284*** (0.072)	0.020 (0.073)
Woman working from home	0.180*** (0.064)	0.043 (0.065)
Partner working at the usual workplace	-0.109* (0.063)	0.112* (0.064)
Partner working from home	-0.093 (0.071)	0.104 (0.072)
North	-0.006 (0.060)	-0.011 (0.061)
Centre	0.008 (0.076)	-0.016 (0.077)
Constant	0.374* (0.195)	-0.100 (0.198)
Observations	350	350
R-squared	0.082	0.087

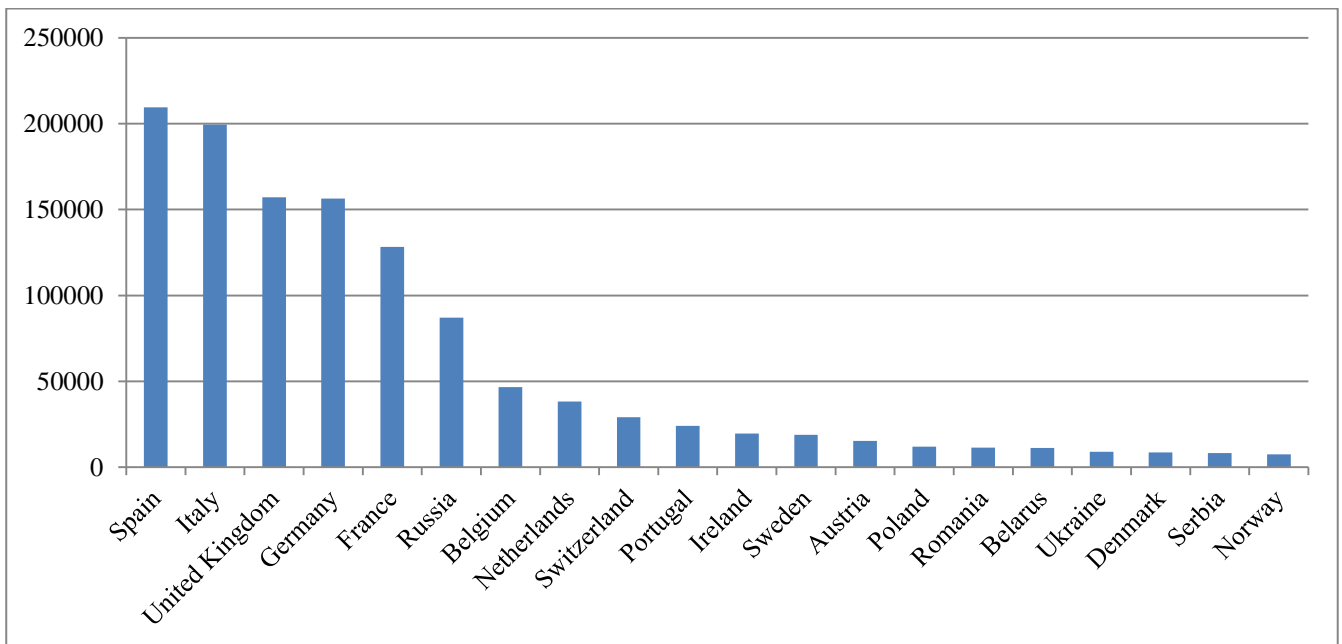
Note: Coefficient estimates from OLS regressions. The sample is made up of coupled women where both partners were working before the emergency. Standard errors in parentheses. *** $p < 0.01$, ** $p < 0.05$, * $p < 0.1$

Figure 1. Number of COVID-19 cases by Italian region, as of 28 April 2020.



Note: Data retrieved from the Italian Ministry of Health.

Figure 2. Number of COVID-19 cases by country, as of 28 April 2020.



Note: The graph includes the 20 most-affected European countries. Data retrieved from the European Centre for Disease Prevention and Control.

Figure 3. Percentage of working women and their partner by working arrangement during the COVID-19 emergency.

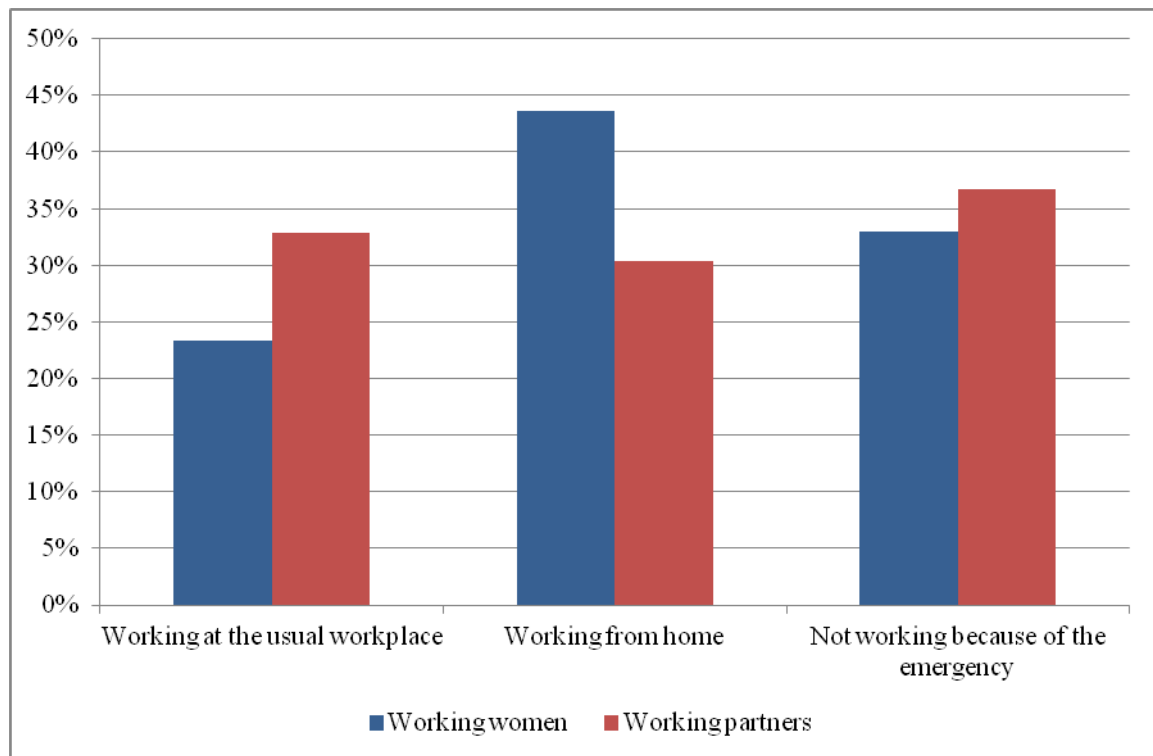


Figure 4. Percentage of working women and their partners by hours of housework per day before the COVID-19 emergency.

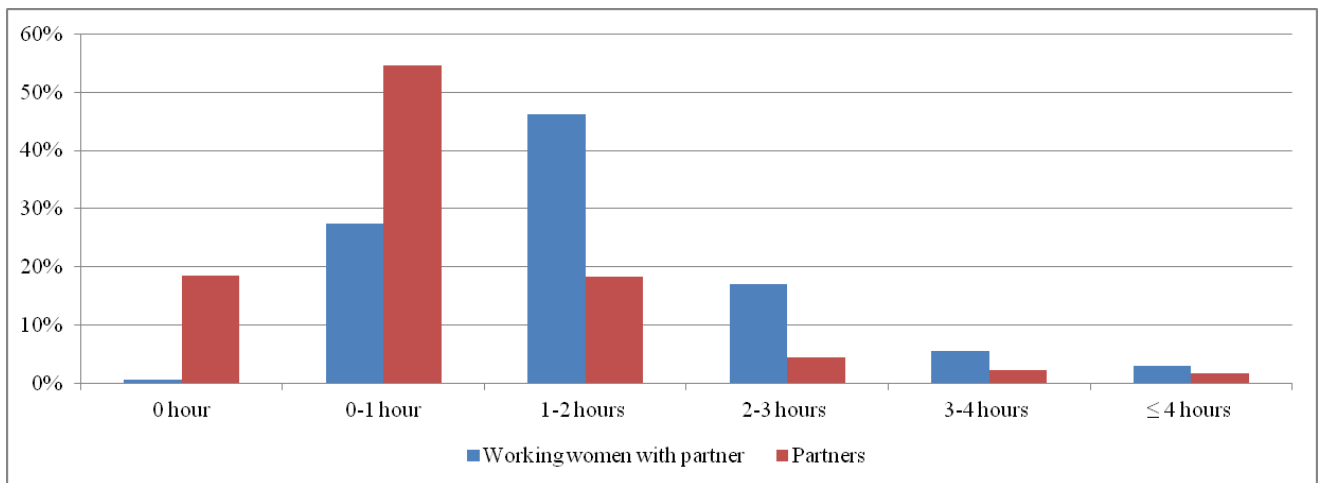


Figure 5. Percentage of working women and their partners by proportion of housework and childcare: comparison before/after the COVID-19 outbreak.

